


## A2 Key / B1 Preliminary for Schools 線上成績查詢流程

Step1: 請至劍橋線上成績查詢系統

(<https://candidates.cambridgeenglish.org>)



Cambridge Assessment  
English

### Candidate Website

[? Help](#)

#### Welcome to the Results Service for Candidates

This website offers you the quickest way to access your results. By registering for the Results Service, you will be notified by email as soon as your results are released.

#### 1 - Register

If this is your first time using the site, you will need to register. Click the Register button and complete the online registration form.

You will need the **ID Number** and **Secret Number** provided on your Confirmation of Entry in order to register. Speak to your [exam centre](#) if you need these details.

For help registering to view your results, please see our support article [here](#).

[Register](#)

#### 2 - Login

If you have already registered, you can login using the ID Number from your Confirmation of Entry and the password you chose when you registered.

You do not need your Secret Number to login.

If you enter the wrong password more than three times, you will not be able to log on for 30 minutes.

[What is this? ?](#)

ID Number:

[What is this? ?](#)


Password:

[Forgotten your password?](#)

[Log in](#)

© Copyright UCLES 2020 | [Terms of Use](#) | [Data Protection](#) | Cambridge English Website

Step2: 進入線上成績查詢首頁後，點擊” Register”

**Cambridge Assessment  
English**

**Candidate Website**

[? Help](#)

**Welcome to the Results Service for Candidates**

This website offers you the quickest way to access your results. By registering for the Results Service, you will be notified by email as soon as your results are released.

**1 - Register**

If this is your first time using the site, you will need to register. Click the Register button and complete the online registration form.

You will need the **ID Number** and **Secret Number** provided on your Confirmation of Entry in order to register. Speak to your [exam centre](#) if you need these details.

For help registering to view your results, please see our support article [here](#).

**Register**

**2 - Login**

If you have already registered, you can login using the ID Number from your Confirmation of Entry and the password you chose when you registered.

You do not need your Secret Number to login.

If you enter the wrong password more than three times, you will not be able to log on for 30 minutes.

[What is this? ?](#)

ID Number:

[What is this? ?](#)

Password:

[Forgotten your password?](#)

**Log in**

© Copyright UCLES 2020 | [Terms of Use](#) | [Data Protection](#) | [Cambridge English Website](#)

Step3: 進入密碼設定頁面後，按照下列指示設定密碼，ID Number 及 Secret Number 位於考生資訊表左下角，完成之後點擊” Submit” 提交。

**Register**

①輸入 ID 和 Secret Number

**ID Details**

ID Number:  [What is this?](#)

Secret Number:  [What is this?](#)

**Contact Details**

②輸入電子郵件

Email Address:

③電子郵件再確認

Confirm Email address:

**Password Details**

Passwords must have at least 8 characters, made up of letters and at least 2 numbers.

④輸入密碼

Enter Password:

⑤密碼再確認

Confirm Password:

**Terms of Use**

This website is provided by the Chancellor, Masters and Scholars of the University of Cambridge acting through its departments University of Cambridge Local Examinations Syndicate (also known as Cambridge Assessment) and Cambridge Assessment

I agree to the terms of use

I do not agree to the terms of use

**Updates**

Check this box to receive tips, advice and information about Cambridge English products and services (and related Cambridge University Press products and services) by email. We'll only contact you about Cambridge English products and services (and related Cambridge University Press products and services) in line with our [Privacy Policy](#). You can opt out at any time.

**Submit**

⑥點擊”Submit”提交

**Confirmation of Entry and Timetable** Cambridge Assessment English

**Key English Test for Schools - April (S2) 2018**

Candidate number:  
Candidate name:  
Date of birth:  
Internal ID:  
Centre number: TW040  
Centre name: Caves Educational Training Taipei

**Timetable**

Date	Time	Paper	Venue
21/04/2018		Speaking	Taipei Xinmin Private Elementary School
21/04/2018		Reading and Writing	RW 04, Taipei Xinmin Private Elementary School
21/04/2018		Listening	RW 04, Taipei Xinmin Private Elementary School

**Venue address**

Taipei Xinmin Private Elementary School, No.113, Sec. 1, Xinhai Rd., Da'an Dist., Taipei City, Taiwan.

**Important information**

**Results information**


Your results will be available by 5 June 2018. To receive notification of faster results register now at <https://cam-studies.cambridgeenglish.org> with the following information:

ID Number:  Secret Number:

For verification purposes, you can pass these details onto organisations that use or accept Cambridge English Qualifications

**Help and support**

Step4: 設定完成後，回到線上成績查詢首頁，輸入 ID Number 及剛設定的密碼，及可進行查詢

 Cambridge Assessment  
English

## Candidate Website

[? Help](#)

### Welcome to the Results Service for Candidates

This website offers you the quickest way to access your results. By registering for the Results Service, you will be notified by email as soon as your results are released.

#### 1 - Register

If this is your first time using the site, you will need to register. Click the Register button and complete the online registration form.

You will need the **ID Number** and **Secret Number** provided on your Confirmation of Entry in order to register. Speak to your [exam centre](#) if you need these details.

For help registering to view your results, please see our support article [here](#).

[Register](#)

#### 2 - Login

If you have already registered, you can login using the ID Number from your Confirmation of Entry and the password you chose when you registered.

You do not need your Secret Number to login.

If you enter the wrong password more than three times, you will not be able to log on for 30 minutes.

[What is this? ?](#)

[What is this? ?](#)

[Forgotten your password?](#) [Log in](#)

© Copyright UCLES 2020 | [Terms of Use](#) | [Data Protection](#) | [Cambridge English Website](#)